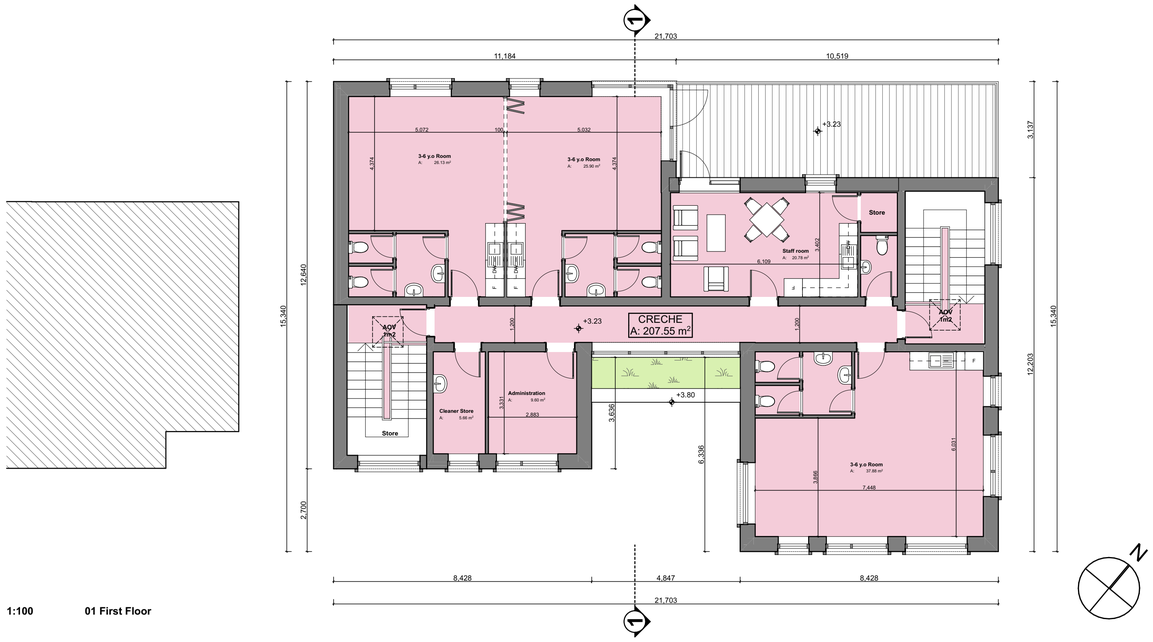

1:100 01 First Floor

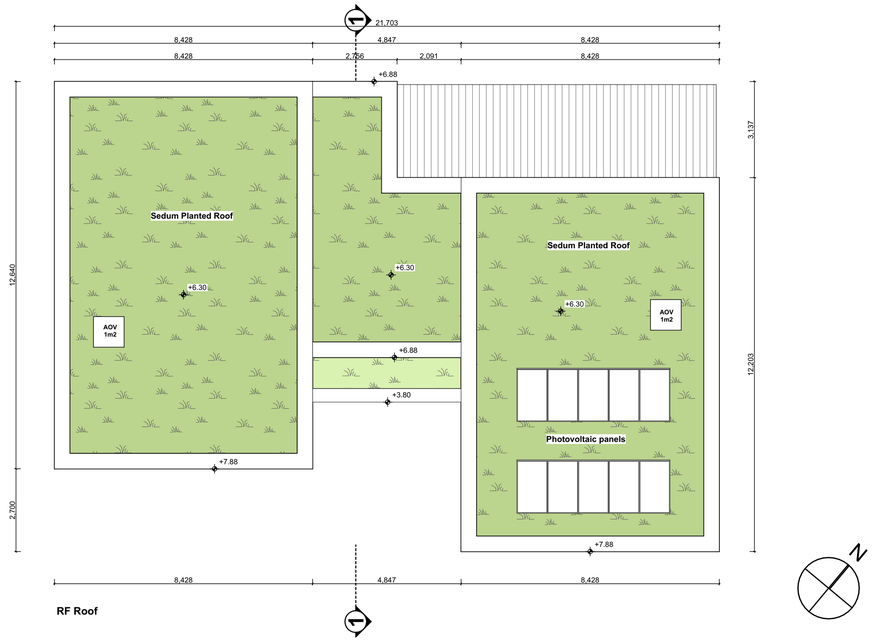

1:100 RF Roof

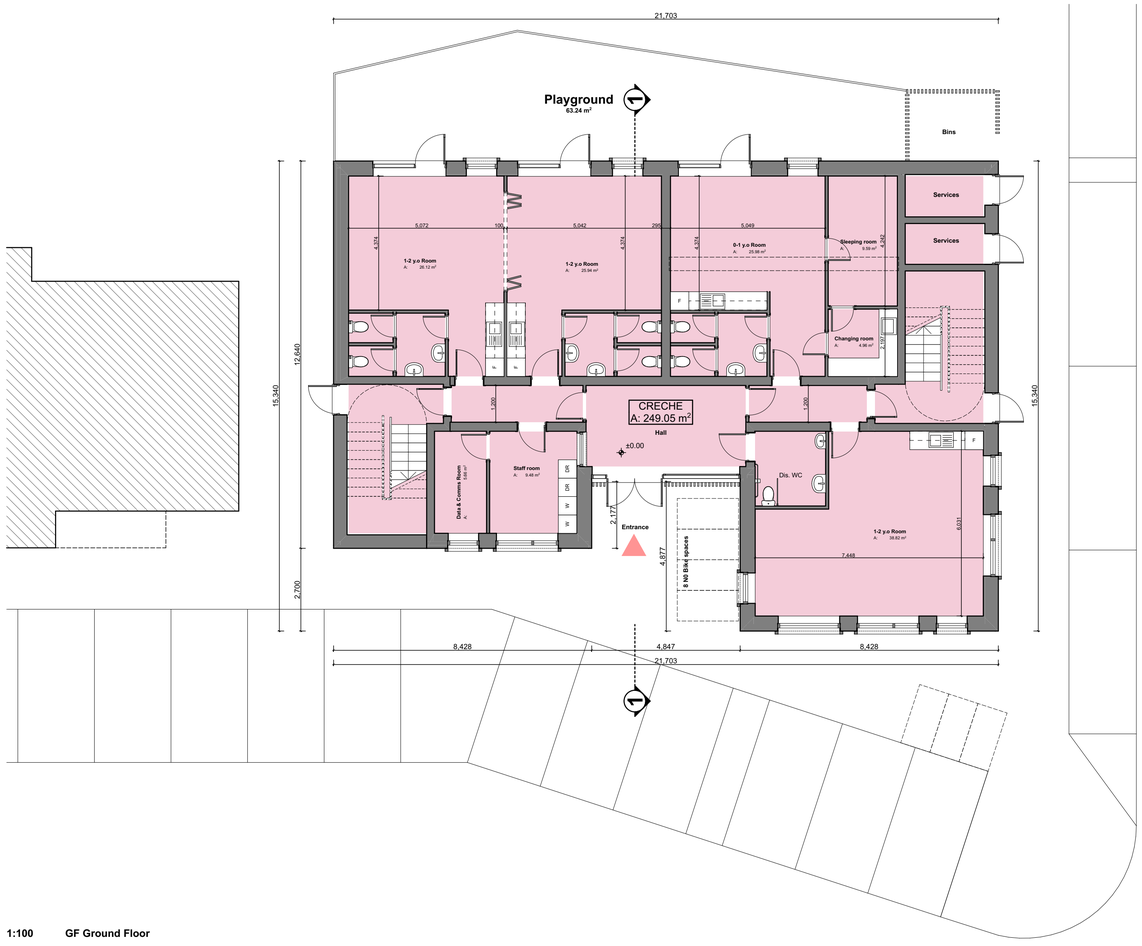

1:100 GF Ground Floor

NOTES ON FINISHES:	
ROOF:	SELECTED SEDUM PLANTED FLAT ROOF OR ASPHALT FLAT ROOF OR SIMILAR APPROVED
WALLS:	SELECTED CLAY BRICKWORK WHERE INDICATED OTHERWISE SELECTED METAL CLADDING
JOINERY:	ALL WINDOWS AND DOORS, FRAMES AND LEAFS TO BE ALUMINIUM POWDER COATED TO APPROVED COLOUR OR UPVC OR PAINTED TIMBER TO APPROVED COLOUR. OBSCURE GLAZING WHERE INDICATED TO SENSITIVE WINDOWS.
RAINWATER GOODS:	GUTTERS, DOWNPIPES AND FIXINGS TO BE uPVC OR ALUMINIUM POWDER COATED TO SELECTED COLOUR TO MATCH METAL CLADDING.

Notes:

Refer to Site Plan for finished floor levels to survey datum, orientation and handing of type for each unit.

Do not scale from this drawing.
Use figured dimensions only.
All errors and omissions to be reported to the Architect.
This drawing is to be read in conjunction with relevant consultant's drawings.
This drawing is for planning purposes only and not for construction.
This drawing or design may not be reproduced without permission.

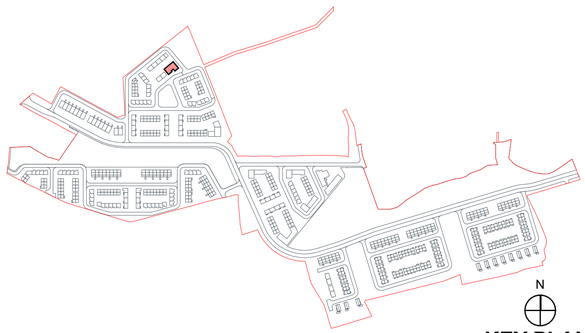

N

KEY PLAN

Transmittal Set ID	Transmittal Set Date	Change ID	Comments
00	28/06/2024	CR001	Issue For Planning

RIAI

Planning Application

DAVEY + SMITH ARCHITECTS

DAVEY + SMITH ARCHITECTS Unit 13,THE SEAPOINT BUILDING, 44-45 CLONTARF ROAD, CLONTARF, DUBLIN 3 I PH: 01 2447638 I EMAIL: info@davey-smith.com I WEB: www=davey-smith.com

Layout ID:	**2205-Oldcourt-PLA-Creche-01-Transmittal Set**	Scale:	1:100
		Job No:	2205
Project:	**LRD -Development at Oldcourt- Creche**	Series:	Planning
		Date:	08/08/2024
Drawing Name:	**Proposed Plans**	Status:	S0
		Revision:	00

THIS DRAWING TO BE READ IN CONJUNCTION WITH RELEVANT CONSULTANTS DRAWINGS - NOTIFY ARCHITECTS OF ANY DISCREPANCIES - CHECK DIMENSIONS ON SITE - USE FIGURE DIMENSIONS ONLY - COPYRIGHT RESERVED FOR DAVEY & SMITH ARCHITECTS LTD.